

CARMIGNAC PORTFOLIO FLEXIBLE BOND A USD ACC HDG

LUXEMBOURG SICAV SUB-FUND

Recommended
minimum investment
horizon:

3 YEARS



LU0807689749

Monthly Factsheet - 31/03/2025

INVESTMENT OBJECTIVE

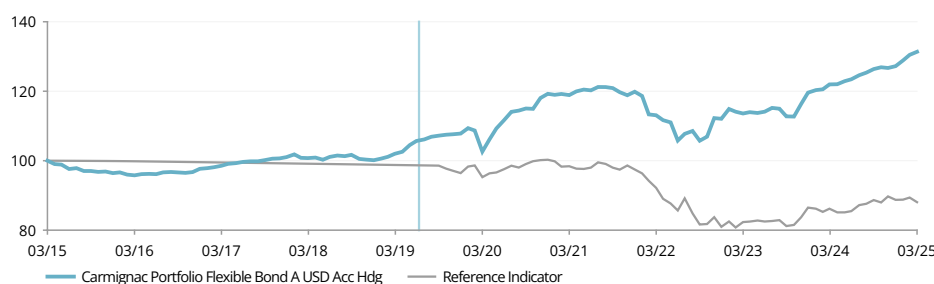
Carmignac Portfolio Flexible Bond is an international fixed income UCITS fund that implements interest rates and credit strategies across the globe while systematically hedging the currency risk. Its flexible and opportunistic style enables the Fund to implement a largely unconstrained, conviction-driven allocation strategy across global bond markets. In addition, the Fund seeks to invest sustainably for long-term growth and implements a socially responsible investment approach. The Fund aims to outperform its reference indicator over three years.

Fund management analysis can be found on P.3

PERFORMANCE

Past performance is not necessarily indicative of future performance. Performances are net of fees (excluding possible entrance fees charged by the distributor).

FUND PERFORMANCE VS. REFERENCE INDICATOR OVER 10 YEARS (Basis 100 - Net of fees)



CUMULATIVE AND ANNUALIZED PERFORMANCE (as of 31/03/2025 - Net of fees)

	Cumulative Performance (%)						Annualised Performance (%)			
	Since 31/12/2024	1 Month	1 Year	3 Years	5 Years	10 Years	3 Years	5 Years	10 Years	Since 09/07/2019
A USD Acc Hdg	3.25	0.68	7.70	16.16	27.99	31.35	5.12	5.06	2.76	3.8
Reference Indicator	-0.75	-1.49	2.18	-4.48	-7.56	-11.94	-1.51	-1.56	-1.26	-2.0

ANNUAL PERFORMANCE (%) (Net of fees)

	2024	2023	2022	2021	2020	2019	2018	2017	2016	2015
A USD Acc Hdg	6.37	6.72	-6.50	0.50	10.62	7.66	-0.88	3.44	1.29	-0.39
Reference Indicator	2.58	6.82	-16.93	-2.80	3.99	-2.45	-0.37	-0.36	-0.32	-0.11

STATISTICS (%)

	3 Years	5 Years	10 Years
Fund Volatility	4.5	4.4	3.8
Indicator Volatility	6.1	5.3	3.9
Sharpe Ratio	0.5	0.8	0.6
Tracking Error	4.2	2.9	2.2

Calculation : Weekly basis

VAR

Fund VaR	2.1%
----------	------

PERFORMANCE CONTRIBUTION

Equity Portfolio	-0.0%
Bond Portfolio	-1.4%
Bond Derivatives	1.5%
Currency Derivatives	1.0%
Cash and Others	0.0%
Total	1.1%

Gross monthly performance



G. Rigeade



E. Ben Zimra

KEY FIGURES

Modified Duration	3.3
Yield to Maturity ⁽¹⁾	4.2%
Average Rating	BBB
Average Coupon	3.5%
Number of Bond Issuers	154
Number of Bonds	194

(1) Calculated at the fixed income bucket level.

FUND

SFDR Fund Classification: Article 8
Domicile: Luxembourg
Fund Type: UCITS
Legal Form: SICAV
SICAV Name: Carmignac Portfolio
Fiscal Year End: 31/12
Subscription/Redemption: Daily
Order Placement Cut-Off Time: Before 18:00 (CET/CEST)
Fund Inception Date: 14/12/2007
Fund AUM: 1889M€ / 2041M\$⁽²⁾
Fund Currency: EUR

SHARE

Dividend Policy: Accumulation
Date of 1st NAV: 19/07/2012
Base Currency: USD
Share class AUM: 14M\$
NAV (share): 1459.23\$

FUND MANAGER(S)

Guillaume Rigeade since 09/07/2019
 Eliezer Ben Zimra since 09/07/2019

REFERENCE INDICATOR⁽³⁾

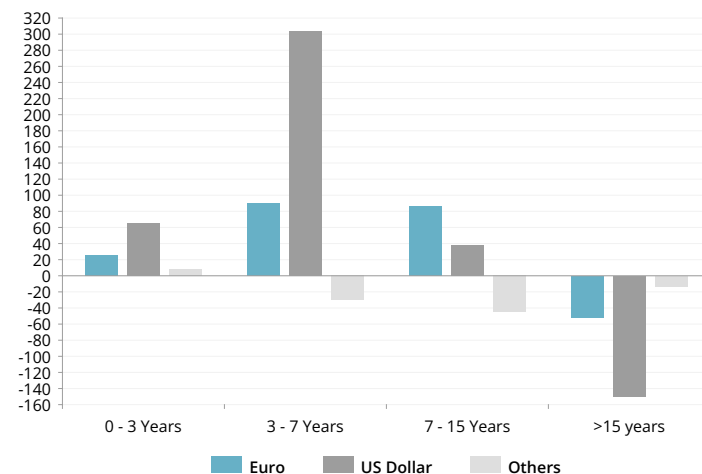
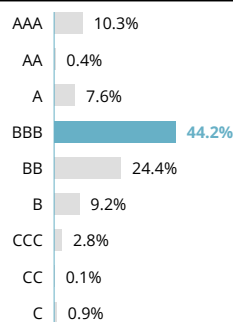
ICE BofA Euro Broad Market index.

OTHER ESG CHARACTERISTICS

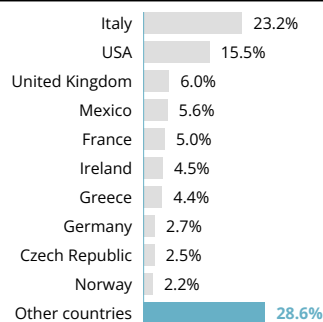
Minimum % Taxonomy Alignment 0%
 Minimum % Sustainable Investments 0%
 Principal Adverse Impact Indicators Yes

CARMIGNAC PORTFOLIO FLEXIBLE BOND A USD ACC HDG**ASSET ALLOCATION**

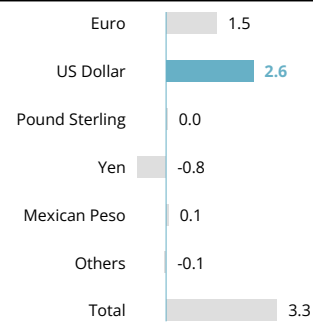
Bonds	66.1%
Government Bonds	26.8%
Developed Countries	21.7%
Emerging Markets	5.1%
Corporate Bonds	36.8%
High Yield	13.6%
Investment Grade	13.1%
Emerging Markets	10.1%
Collateralized Loan Obligation (CLO)	2.4%
Equities	0.4%
Money Market	19.9%
Cash, Cash Equivalents and Derivatives Operations	13.7%

MODIFIED DURATION BY MATURITY BUCKET (IN BPS)**RATING BREAKDOWN**

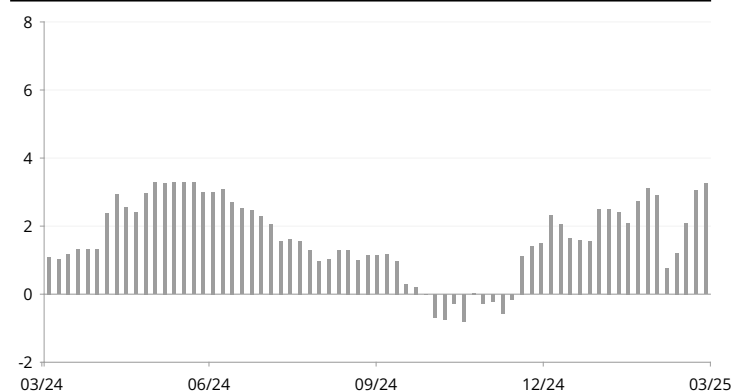
Rebased weights

GEOGRAPHIC BREAKDOWN

Rebased weights

MODIFIED DURATION BY YIELD CURVE (IN BPS)**TOP TEN - BONDS**

Name	Country	Rating	%
UNITED STATES 0.12% 15/07/2030	USA	Investment Grade	6.5%
ITALY 0.65% 28/10/2027	Italy	Investment Grade	4.2%
ITALY 1.60% 28/06/2030	Italy	Investment Grade	3.5%
ITALY 1.60% 22/11/2028	Italy	Investment Grade	2.4%
ITALY 2.00% 14/03/2028	Italy	Investment Grade	0.9%
ITALY 28/06/2026	Italy	Investment Grade	0.8%
ISRAEL 5.38% 12/03/2029	Israel	Investment Grade	0.7%
INTESA SANPAOLO 20/05/2032	Italy	High Yield	0.7%
BARCLAYS 15/12/2025	United Kingdom	Investment Grade	0.7%
PERSHING SQUARE HOLDINGS LTD/FUND 3.25% 01/07/2031	USA	Investment Grade	0.6%
Total			20.9%

MODIFIED DURATION - 1 YEAR PERIOD**MARKETING COMMUNICATION**Please refer to the KID/prospectus of the fund before making any final investment decisions. For more information please visit www.carmignac.se

FUND MANAGEMENT ANALYSIS



MARKET ENVIRONMENT

- -The main announcement of the month came from the German parliament, which adopted a reform of its debt brake policy in order to increase its military spending while approving the creation of a 500 billion euro infrastructure fund. -In the United States, the indicators have been mixed, with disappointment over the leading indicators, which reflect less dynamic growth prospects and more vigorous inflation.
- On the other hand, US economic statistics remain robust, with strong household and business consumption ahead of the implementation of tariffs. -Core inflation fell slightly on both sides of the Atlantic at the end of February, now standing at +2.6% in the euro zone and +3.1% across the Atlantic. -The change in German fiscal policy doctrine resulted in a massive rate shock, as illustrated by the +33bp rise in the German 10-year rate, unlike its US counterpart, which remained stable in view of the uncertainties weighing on growth.



PERFORMANCE COMMENTARY

- In a deteriorated environment on the fixed income markets, the fund delivered a positive performance in both absolute and relative terms.
- Our short strategies on long-term rates in the euro zone were the strongest contributors to performance alongside our inflation-linked instruments.
- On the other hand, our exposure to US rates, particularly at the front end of the yield curve, was also a positive contributor.
- During the month of March, we increased our sensitivity to eurozone rates following the rate shock, while reducing our exposure to credit.



OUTLOOK AND INVESTMENT STRATEGY

- The current environment presents many uncertainties arising from the decisions of the Trump administration, which could result in more volatility in risky assets.
- The portfolio focuses on the short end of the yield curves, which has potential for appreciation, in contrast to the longer maturities, which are likely to suffer from the wasteful policies of the various economies.
- The disinflation dynamic seems less vigorous on both sides of the Atlantic, while the market continues to factor in a return of inflation below the central banks' sustainable target.
- Based on these observations, we are embarking on a moderate level of interest rate sensitivity while deploying a strategy of steepening yield curves and a marked appetite for inflation products.

MARKETING COMMUNICATION

Please refer to the KID/prospectus of the fund before making any final investment decisions. For more information please visit www.carmignac.se

PORTFOLIO ESG SUMMARY

This financial product is classified Article 8 of the Sustainable Finance Disclosure Regulation ("SFDR"). The binding elements of the investment strategy used to select the investments to attain each of the environmental or social characteristics promoted by this financial product are :

- Corporate bond Investment universe is actively reduced by at least 20%;
- ESG analysis applied to at least 90% of issuers.

PORTFOLIO ESG COVERAGE

Number of issuers in the portfolio	139
Number of issuers rated	138
Coverage Rate	99.3%

Source: Carmignac

ESG SCORE

Carmignac Portfolio Flexible Bond A USD Acc Hdg	A
Reference Indicator*	AA

Source: MSCI ESG

MSCI ESG SCORE PORTFOLIO VS REFERENCE INDICATOR (%)



Source: MSCI ESG Score. ESG Leaders represent companies rated AAA and AA by MSCI. ESG Average represent companies rated A, BBB, and BB by MSCI. ESG Laggards represent companies rated B and CCC by MSCI. Portfolio ESG Coverage: 53.4%

TOP 5 ESG RATED PORTFOLIO HOLDINGS

Company	Weight	ESG Rating
FINNAIR PLC	0.6%	AAA
APA INFRASTRUCTURE LTD	0.2%	AAA
TOTALENERGIES SE	0.5%	AA
TERNA RETE ELETTRICA NAZIONALE SPA	0.4%	AA
SOCIT GNRLE SA	0.4%	AA

Source: MSCI ESG

TOP 5 ACTIVE WEIGHTS AND ESG SCORES

Company	Weight	ESG Score
ENI SPA	1.0%	A
VR ENERGI ASA	0.8%	A
PUBLIC POWER CORP SA	0.8%	BBB
UNICREDIT SPA	0.7%	AA
RAIFFEISEN BANK INTERNATIONAL AG	0.6%	A

Source: MSCI ESG

* Reference Indicator: ICE BofA Euro Broad Market index. For more information regarding product disclosure, please refer to the Sustainability-related Disclosures in accordance with Article 10 available on the Fund's webpage.

MARKETING COMMUNICATION

Please refer to the KID/prospectus of the fund before making any final investment decisions. For more information please visit www.carmignac.se

GLOSSARY

Duration: A bond's duration is the period beyond which interest rate variations will no longer affect its return. The duration is like a discounted average lifetime of all flows (interest and capital).

High yield: A loan or bond rated below investment grade because of its higher default risk. The return on these securities is generally higher.

Investment grade: A loan or bond that rating agencies have rated AAA to BBB-, generally indicating relatively low default risk.

Investment/net exposure rate: The investment rate constitutes the volume of assets invested expressed as a percentage of the portfolio. Adding the impact of the derivatives to this investment rate results in the net exposure rate, which corresponds to the real percentage of asset exposure to a certain risk. Derivatives can be used to increase the underlying asset's exposure (stimulation) or reduce it (hedging).

Modified duration: A bond's modified duration measures the risk attached to a given change in the interest rate. Modified duration of +2 means that for an instantaneous 1% rate increase, the portfolio's value would drop by 2%.

Net asset value: Price of all units (in an FCP) or shares (in a SICAV).

Rating: The rating measures the creditworthiness of a borrower (bond issuer).

SFDR Fund Classification: Sustainable Finance Disclosure Regulation (SFDR) 2019/2088. EU Act that requires asset managers to classify funds into categories, "Article 8" funds promote environmental and social characteristics, "Article 9" funds have sustainable investments as a measurable objective. In addition to not promoting environmental or social characteristics, "Article 6" funds have no sustainable objectives. For more information, please refer to <https://eur-lex.europa.eu/eli/reg/2019/2088/oj>

Sharpe ratio: The Sharpe ratio measures the excess return over the risk-free rate divided by the standard deviation of this return. It thus shows the marginal return per unit of risk. When it is positive, the higher the Sharpe ratio, the more risk-taking is rewarded. A negative Sharpe ratio does not necessarily mean that the portfolio posted a negative performance, but rather that it performed worse than a risk-free investment.

SICAV: Société d'Investissement à Capital Variable (Open-ended investment company with variable capital)

VaR: Value at Risk (VaR) represents an investor's maximum potential loss on the value of a financial asset portfolio, based on a holding period (20 days) and confidence interval (99%). This potential loss is expressed as a percentage of the portfolio's total assets. It is calculated on the basis of a sample of historical data (over a two-year period).

Volatility: Range of price variation of a security, fund, market or index, which enables the measurement of risk over a given period. It is determined using the standard deviation obtained by calculating the square root of the variance. The variance is obtained by calculating the average deviation from the mean, which is then squared. The greater the volatility, the greater the risk.

Yield to Maturity: Yield to Maturity (YTM) is the estimated annual rate of return expected on a bond if held until maturity and assuming all payments made as scheduled and reinvested at this rate. For perpetual bonds, the next call date is used for computation. Note that the yield shown does not take into account the FX carry and fees and expenses of the portfolio. The portfolio's YTM is the weighted average individual bonds holdings' YTM within the portfolio.

ESG DEFINITIONS & METHODOLOGY

ESG: E for Environment, S for Social, G for Governance

ESG score Calculation: Only the Equity and Corporate Bond holdings of the fund considered. Overall Fund Rating calculated using MSCI Fund ESG Quality Score methodology: excluding cash and non ESG-rated holdings, performing a weighted average of the normalized weights of the holdings and the Industry-Adjusted Score of the holdings, multiplied by (1+Adjustment%) which consists of the weight of positively trending ESG ratings minus the weight of ESG Laggards minus the weight of negatively trending ESG ratings. For a detailed explanation see "MSCI ESG Fund Ratings Methodology", Section 2.3. Updated June 2023. <https://www.msci.com/documents/1296102/34424357/MSCI+ESG+Fund+Ratings+Methodology.pdf>

Principal Adverse Impacts (PAI): Negative, material, or potentially material effects on sustainability factors that result from, worsen, or are directly related to investment choices or advice performed by a legal entity. Examples include GHG emissions and carbon footprint.

Sustainable Investments: The SFDR defines sustainable investment as an investment in an economic activity that contributes to an environmental or social objective, provided that the investment does not significantly harm any environmental or social objective and that the investee companies follow good governance practices.

Taxonomy Alignment: In the context of an individual company, taxonomy alignment is defined as the proportion of a company's revenue that comes from activities that meet certain environmental criteria. In the context of an individual fund or portfolio, alignment is defined as the portfolio-weight weighted average taxonomy alignment of included companies. For more information, please follow this link: https://ec.europa.eu/info/sites/default/files/business_economy_euro/banking_and_finance/documents/sustainable-finance-taxonomy-faq_en.pdf

CHARACTERISTICS

Share Class	Date of 1st NAV	Bloomberg	ISIN	Management Fee	Entry costs ⁽¹⁾	Exit costs ⁽²⁾	Management fees and other administrative or operating costs ⁽³⁾	Transaction costs ⁽⁴⁾	Performance fees ⁽⁵⁾	Minimum Initial Subscription ⁽⁶⁾
A EUR Acc	14/12/2007	CARCSHP LX	LU0336084032	Max. 1%	Max. 1%	—	1.22%	0.35%	20%	—
A EUR Ydis	15/11/2013	CARCAEY LX	LU0992631050	Max. 1%	Max. 1%	—	1.22%	0.35%	20%	—
A CHF Acc Hdg	19/07/2012	CARCSHA LX	LU0807689665	Max. 1%	Max. 1%	—	1.22%	0.44%	20%	—
A USD Acc Hdg	19/07/2012	CARCSHU LX	LU0807689749	Max. 1%	Max. 1%	—	1.22%	0.44%	20%	—
F EUR Acc	15/11/2013	CARCFEA LX	LU0992631217	Max. 0.55%	—	—	0.77%	0.35%	20%	—
F CHF Acc Hdg	15/11/2013	CARCFCX LX	LU0992631308	Max. 0.55%	—	—	0.77%	0.45%	20%	—

(1) of the amount you pay in when entering this investment. This is the most you will be charged. Carmignac Gestion doesn't charge any entry fee. The person selling you the product will inform you of the actual charge.

(2) We do not charge an exit fee for this product.

(3) of the value of your investment per year. This estimate is based on actual costs over the past year.

(4) of the value of your investment per year. This is an estimate of the costs incurred when we buy and sell the investments underlying the product. The actual amount varies depending on the quantity we buy and sell.

(5) when the share class overperforms the Reference indicator during the performance period. It will be payable also in case the share class has overperformed the reference indicator but had a negative performance. Underperformance is clawed back for 5 years. The actual amount will vary depending on how well your investment performs. The aggregated cost estimation above includes the average over the last 5 years, or since the product creation if it is less than 5 years.

(6) Please refer to the prospectus for the minimum subsequent subscription amounts. The prospectus is available on the website: www.carmignac.com.

MAIN RISKS OF THE FUND

INTEREST RATE: Interest rate risk results in a decline in the net asset value in the event of changes in interest rates. **CREDIT:** Credit risk is the risk that the issuer may default. **CURRENCY:** Currency risk is linked to exposure to a currency other than the Fund's valuation currency, either through direct investment or the use of forward financial instruments. **EQUITY:** The Fund may be affected by stock price variations, the scale of which is dependent on external factors, stock trading volumes or market capitalization.

The Fund presents a risk of loss of capital.

MARKETING COMMUNICATION

Please refer to the KID/prospectus of the fund before making any final investment decisions. For more information please visit www.carmignac.se

IMPORTANT LEGAL INFORMATION

Source: Carmignac at 31/03/2025. **This document is intended for professional clients.** Copyright: The data published in this presentation are the exclusive property of their owners, as mentioned on each page. From 01/01/2013 the equity index reference indicators are calculated net dividends reinvested. This document may not be reproduced, in whole or in part, without prior authorisation from the management company. This document does not constitute a subscription offer, nor does it constitute investment advice. Access to the Fund may be subject to restrictions with regard to certain persons or countries. The Fund is not registered in North America, in South America, in Asia nor is it registered in Japan. The Funds are registered in Singapore as restricted foreign scheme (for professional clients only). The Fund has not been registered under the US Securities Act of 1933. The Fund may not be offered or sold, directly or indirectly, for the benefit or on behalf of a U.S. person, according to the definition of the US Regulation S and/or FATCA. The Fund presents a risk of loss of capital. The risks and fees are described in the KID (Key Information Document). The Fund's prospectus, KIDs and annual reports are available at www.carmignac.com, or upon request to the Management Company. The KID must be made available to the subscriber prior to subscription. The Management Company can cease promotion in your country anytime. Investors have access to a summary of their rights in English on the following link at section 5: https://www.carmignac.com/en_US/regulatory-information. - In Switzerland, the Fund's respective prospectuses, KIDs and annual reports are available at www.carmignac.ch, or through our representative in Switzerland, CACEIS (Switzerland) S.A., Route de Signy 35, CH-1260 Nyon. The paying agent is CACEIS Bank, Montrouge, Nyon Branch / Switzerland, Route de Signy 35, 1260 Nyon. - In the United Kingdom, the Funds' respective prospectuses, KIDs and annual reports are available at www.carmignac.co.uk, or upon request to the Management Company, or for the French Funds, at the offices of the Facilities Agent at BNP PARIBAS SECURITIES SERVICES, operating through its branch in London: 55 Moorgate, London EC2R. This material was prepared by Carmignac Gestion, Carmignac Gestion Luxembourg or Carmignac UK Ltd and is being distributed in the UK by Carmignac Gestion Luxembourg. Reference to certain securities and financial instruments is for illustrative purposes to highlight stocks that are or have been included in the portfolios of funds in the Carmignac range. This is not intended to promote direct investment in those instruments, nor does it constitute investment advice. The Management Company is not subject to prohibition on trading in these instruments prior to issuing any communication. The portfolios of Carmignac funds may change without previous notice. The decision to invest in the promoted fund should take into account all its characteristics or objectives as described in its prospectus.

CARMIGNAC GESTION, 24, place Vendôme - F-75001 Paris - Tél : (+33) 01 42 86 53 35

Investment management company approved by the AMF

Public limited company with share capital of € 13,500,000 - RCS Paris B 349 501 676

CARMIGNAC GESTION Luxembourg, - City Link - 7, rue de la Chapelle - L-1325 Luxembourg - Tel : (+352) 46 70 60 1

Subsidiary of Carmignac Gestion - Investment fund management company approved by the CSSF

Public limited company with share capital of € 23,000,000 - RCS Luxembourg B 67 549

MARKETING COMMUNICATION

Please refer to the KID/prospectus of the fund before making any final investment decisions. For more information please visit www.carmignac.se